



# CS 700 CS 800



# CS700 and CS800: the versatile, comfortable, but extremely robust sweepers

CS700 and CS800 is a range of ride-on sweepers devised to offer maximum user-friendliness and great comfort for the operator. Extremely robust and reliable, CS700 and CS800 were designed to offer great productivity and effective, affordable cleaning.

CS700 and CS800 are available battery-powered or with gasoline engine, and with two different working widths to meet all cleaning requirements. Extremely effective also in the presence of coarse dirt, the sweepers are suitable for cleaning indoor and outdoor areas in industrial environments, warehouses, shopping areas, car parks and in the public, automotive and transport sectors

## KEY FACTORS OF CS700 E CS800

- Two types of power supply: battery-powered or gasoline to meet different cleaning requirements
- Maneuverable and handy
- Two types of unloading, manual or automatic, able to unload at up to 1.25 m above the ground
- Available upon request in versions with one or two side brushes
- Intuitive driving and simple controls
- In the battery-powered version, the various functions (such as brushes or traction) are activated by specific motors
- The autonomy of the battery-powered version can be up to 4 hours, or 20,000 sq.m. cleaned, emission free
- Unlimited autonomy for version with internal combustion engine
- Vacuum bypass to clean the filter or work on damp surfaces
- Floating, self-adjusting, cusp shape central brush (hydraulic movement in combustion version), always in contact with the ground
- Brush system that allows you to always maintain constant performance, even if the brush wears out, and thus helps decrease energy consumption
- On the battery-powered version, the whole battery/motor compartment is protected against dust penetration, with maximum accessibility for the electrical system, positioned in a protected area in the front part of the machine.
- The versions with internal combustion engine (CS700 H and CS800 H) are equipped with a complete hydraulic system and have no electronic circuit boards to increase reliability and ensure the utmost peace of mind when working in particularly dirty conditions
- Vacuumed and filtered air comes out through the rear grille positioned in a very high area. In this way, the dust deposited on the surface around the machine is not lifted, guaranteeing excellent cleaning results
- The CS700 and CS800 sweepers are available with panel filter as standard
- Panel filter: for standard applications, easily replaced with no need for tools
- Fabric filter (optional): excellent filtering results also in environments with presence of very fine dust
- Extremely easy to replace filtering system so that the sweeper can be adapted to different work environments
- Central brush can be taken off without any tools
- All the components are easy to access, to carry out checks and maintenance practically and quickly
- The battery-powered versions can have an on-board battery charger
- Blinking light kit to increase safety by indicating that the machine is passing
- Overhead guard kit to protect the operator
- Emergency button to immediately stop the machine and all active functions in an emergency



CS700 B  
Battery version

CS700 H  
Internal combustion engine version

CS800 B  
Battery version

CS800 H  
Internal combustion engine version



# Designed to meet many different cleaning needs

## TWO TYPES OF POWER SUPPLY

Two types of power supply: battery-powered or gasoline to meet different cleaning requirements

### AUTONOMY UP TO 4 HOURS




In the battery-powered version, the various functions (brushes, traction and suction) are activated by specific motors. The degree of autonomy can reach 4 hours: in other words, 20,000/215285 sq.m./ft<sup>2</sup> emission-free cleaning.

### UNLIMITED AUTONOMY



The versions with internal combustion engine (CS700 H and CS800 H) are equipped with a complete hydraulic system and have no electronic circuit boards to increase reliability and ensure the utmost peace of mind when working in particularly dirty conditions



### DETAILS THAT MAKE THE DIFFERENCE: NEW BRUSH SYSTEM

The new brush system of CS700 and CS800 has been designed to allow constant performance, even if the brush wears out.


Direct motor on the central brush to make the most of its power and save energy.

Floating, self-adjusting, cusp shape central brush always in contact with the ground to offer excellent cleaning results.



### SIMPLE MAINTENANCE

Filter is easy to replace and brushes can be changed without using tools.



### UPWARD AIR EXHAUST

Aspirated and filtered air is exhaust upward so as not to raise the dust sideways.



## CS700 and CS800's technologies

### LED lighting

Improved visibility for maximum safety

The LED headlights ensure maximum safety when working by illuminating areas that are shaded and signaling the presence of the moving machine.

It is important to provide maximum visibility for the operator, but it is also essential to make the machine visible. The energy savings achieved thanks to the use of LED technology are significant, with up to 80% less energy used than with standard headlights. Furthermore, the LED headlights provide even clearer and more uniform illumination of the track ahead.



### CFC - Comac Fleet Care

Comac's technology for the fleet management that increases efficiency and reduces costs

CS700 and CS800\* can be arranged with the necessary equipment for fleet management through Comac Fleet Care (CFC). Thanks to the CFC system it is possible to preserve the investment as it allows the remote control of machines status: if, when and where each machine is operating or if maintenance is needed, to let you promptly intervene avoiding machine downtimes and unexpected costs for extraordinary maintenance.



\*versions equipped with gasoline engine can collect only a part of the information





# The comforts of CS700 and CS800 B

## FABRIC FILTER (optional)

For excellent filtering results also in environments with presence of very fine dust.

## PANEL FILTER AS STANDARD

For standard applications, easily replaced with no need for tools.

## AUTOMATIC EMPTYING AT HEIGHT SYSTEM (OPTIONAL)



## ON-BOARD BATTERY CHARGER (OPTIONAL)

Easy battery charging thanks to the possibility to have an on-board battery charger.



## LEVERS

The central and side brushes are easily lowered or raised with the aid of 2 levers.


## EASY REMOVABLE DEBRIS HOPPER

Debris hopper very easy to remove and empty, with no efforts.



## PEDAL

Pedal control for forward and backward movement.



## ELECTRIC FILTER SHAKER

Enabling a simple control is all it takes to activate a special motor that vibrates at high intensity and removes even the most stubborn dirt from the walls of the filter.

## NON-MARKING WHEELS/ ANTISKID WHEELS AS STANDARD



## FLAP LIFTING

Flap lifting device, activated by a pedal, making it easier to pick up coarse dirt.



# The comforts of CS700 and CS800 H

## FABRIC FILTER (OPTIONAL)

For excellent filtering results also in environments with presence of very fine dust.

## PANEL FILTER AS STANDARD


For standard applications, easily replaced with no need for tools.

## AUTOMATIC DUMPING AT HEIGHT SYSTEM (OPTIONAL).



## EASY REMOVABLE DEBRIS HOPPER

Debris hopper very easy to remove and empty, with no efforts.



## ELECTRIC FILTER SHAKER

Enabling a simple control is all it takes to activate a special motor that vibrates at high intensity and removes even the most stubborn dirt from the walls of the filter.

## SUPER ELASTIC WHEELS AS STANDARD



## LEVERS

The central and side brushes are easily lowered or raised with the aid of 2 levers.



## PEDAL CONTROL

Pedal control for forward/backward movement.



## FLAP LIFTING

Flap lifting device, activated by a pedal, making it easier to pick up coarse dirt.





# Comac for ENVIRONMENT

We know how important it is to respect the environment, so we are always committed to minimizing our impact on it and making the people involved in our work more aware on this front



## SUSTAINABLE TECHNOLOGIES

Comac has always been designing and manufacturing highly competitive products with reduced environmental impact. Today, more than ever, thanks to the introduction of more and more innovative technologies, Comac machines are able to optimize the use of resources by eliminating the waste of energy, reducing noise pollution and time dedicated to cleaning operations.

Comac' sustainable technologies respect the environment and also get the user involved in responsible use of resources, while offering several benefits. Discover Comac's sustainable technologies designed for CS700 and CS800 to optimize the use of resources.

### Stop&Go

The system for making cleaning operations more economical, optimizing consumption and reducing emissions

When the machine is temporarily idle, the functions are interrupted automatically. Thanks to this, consumption is optimized and waste reduced. Pressing the forward movement pedal restores the functions that were active previously.



### Eco mode

The Comac technology for the reduction of noise that allows resources to be saved and waste to be reduced

Only one button to reduce energy consumption and noise level of CS700B and CS800B. It is an ideal working setting for maintenance cleaning and to use the machine in sensitive or frequented environments.



STANDARD EQUIPMENTS	CS700 B	CS700 H	CS800 B	CS800 H
Electronic control panel with diagnostics	•	•	•	•
Batteries supply	•	-	•	-
Endothermic motor supply	-	•	-	•
Non-marking wheels/antiskid wheels	•	-	•	-
Super elastic wheels	-	•	-	•
Panel filter	•	•	•	•
LED lights	•	•	•	•
Eco mode	•	-	•	-
Filter shaker	•	•	•	•
Stop&Go	•	-	•	-

OPTIONAL	CS700 B	CS700 H	CS800 B	CS800 H
CB (On-board Battery Charger)	•	-	•	-
Fabric filter	•	•	•	•
Blinking kit	•	•	•	•
Roof	•	•	•	•
Super elastic wheels	•	Standard	•	Standard
CFC	•	•	•	•
Emptying at height	•	•	•	•
Left side brush	•	•	•	•

TECHNICAL DATA		CS700 B	CS700 H	CS800 B	CS800 H
Max. theoretical productivity	up to sqm/h	6300	6300	6800	6800
Working width with central brush	mm	700	700	800	800
Working width with side brush	mm	875	875	975	975
Working width with two side brushes	mm	1050	1050	1150	1150
Central brush	Ø/mm	285x678	285x678	285x788	285x788
Side brush	mm	400	400	400	400
Standard filter	format	Panel	Panel	Panel	Panel
Standard filter	material	Paper	Paper	Paper	Paper
Filtering surface	sqm	4	4	5	5
Filtering surface (optional filter)	sqm	5	5	6	6
Debris hopper capacity	l	60	60	70	70
Type of drainage	-	Manual	Manual	Manual	Manual
Supply/traction	V	Battery 24V/aut.	Gasoline/aut.	Battery 24V/aut.	Gasoline/aut.
Machine dimensions (L x h x a)	mm	1600x1310x940	1600x1310x940	1600x1310x1080	1600x1310x1080



Industrial



Cleaning contractors



Health



Public



HoReCa



Well-being & Sports



Automotive



Logistic



Large-Scale Retailing



Transport



COMAC S.p.A. Via Maestri del Lavoro, 13 - 37059 Santa Maria di Zevio - Verona - ITALY  
Tel. 045 8774222 - www.comac.it - com@comac.it

Comac S.p.A. org. cert. ISO 9001:2015, ISO 14001:2015, ISO 45001:2018, SA 8000:2014

